



2009 Car Safety Review.



ANCAP

Crash testing for safety

AUSTRALASIAN
NEW CAR ASSESSMENT
PROGRAM

What is ANCAP?

Australasia's leading independent vehicle safety advocate.

The **Australasian New Car Assessment Program (ANCAP)** is supported by Australian and New Zealand Automobile clubs, Australian state governments, the New Zealand Government, the Victorian Transport Accident Commission, NRMA Insurance and the FIA Foundation (UK).

For consumers, ANCAP's independent crash test program provides comparative ratings on how different vehicle models protect occupants in the most common types of crashes. ANCAP is committed to raising the bar on vehicle safety.

The more stars, the better the vehicle performed in ANCAP tests.
ANCAP recommends 5 star rated vehicles.

ANCAP Member Organisations.



VEHICLE CRASH TEST RATING



The more stars the better
the vehicle performed
in ANCAP crash testing.

Check your vehicle:
ancap.com.au



2009 Crash Test Results.

In 2009, ANCAP published crash test results for over 60 vehicles. These vehicles were awarded star ratings indicating the level of safety provided in the event of a crash.

Beware of cars with less than 4 stars.

Small Cars	Occupant Protection								Pedestrian Protection	
	Airbags	ESC.	Frontal Offset	Side Impact	Pole Test	Seat Belt Reminders	Overall Score	Star Rating	Overall Score	Star Rating
Alfa Romeo Mito 2009 on	Front, Side, Head + Knee	Standard	15.32 (out of 16)	15.78 (out of 16)	2 (out of 2)	3 (out of 3)	36.10 (out of 37)	★★★★★	17.57 (out of 36)	★★★☆☆
VW Golf 2009 on	Front, Side, Head + Knee	Standard	15.73 (out of 16)	15.99 (out of 16)	2 (out of 2)	2 (out of 3)	35.72 (out of 37)	★★★★★	21.88 (out of 36)	★★★☆☆
Toyota Prius 3 2009 on	Front, Side, Head + Knee	Standard	15.24 (out of 16)	16 (out of 16)	2 (out of 2)	2 (out of 3)	35.24 (out of 37)	★★★★★	24.43 (out of 36)	★★★☆☆
Holden Cruze 2009 on	Front, Side + Head	Standard	15.04 (out of 16)	16 (out of 16)	2 (out of 2)	2 (out of 3)	35.04 (out of 37)	★★★★★	N/A ¹ (out of 36)	N/A ¹
Ford Focus 2009 on	Front, Side + Head	Standard	15.66 (out of 16)	15.80 (out of 16)	2 (out of 2)	1 (out of 3)	34.46 (out of 37)	★★★★★	15.41 (out of 36)	★★★☆☆
Ford Fiesta 3 Door 2009 on	Front, Side, Head + Knee	Standard	14.90 (out of 16)	15.55 (out of 16)	2 (out of 2)	2 (out of 3)	34.45 (out of 37)	★★★★★	20.39 (out of 36)	★★★☆☆
Mazda 3 Mid-2009 on	Front, Side + Head	Standard	15.33 (out of 16)	15 (out of 16)	1 (out of 2)	2 (out of 3)	33.33 (out of 37)	★★★★★	18.23 (out of 36)	★★★☆☆
Kia Soul (NZ) 2009 on	Front, Side + Head	Standard	13.11 (out of 16)	15 (out of 16)	2 (out of 2)	3 (out of 3)	33.11 (out of 37)	★★★★★	13.89 (out of 36)	★★★☆☆
Hyundai i30cw 2009 on	Front, Side + Head	Standard	12.97 (out of 16)	15.57 (out of 16)	2 (out of 2)	2 (out of 3)	32.54 (out of 37)	★★★★★	13.57 (out of 36)	★★★☆☆
Mini 2007 on	Front, Side + Head	Standard	13.02 (out of 16)	14.49 (out of 16)	2 (out of 2)	3 (out of 3)	32.51 (out of 37)	★★★★★	13.99 (out of 36)	★★★☆☆

Hyundai i30 October 2009 on	Front, Side + Head	Standard	12.97 (out of 16)	15.57 (out of 16)	2 (out of 2)	2 (out of 2)	32.54 (out of 37)	★★★★★	13.57 (out of 36)	★★★☆☆
Fiat Bravo/Ritmo 2008 on	Front, Side + Head	Standard	12.77 (out of 16)	15.73 (out of 16)	2 (out of 2)	2 (out of 3)	32.50 (out of 37)	★★★★★	15.96 (out of 36)	★★★☆☆
Honda City 2009 on	Front, Side + Head	Not Available	14.47 (out of 16)	15.02 (out of 16)	N/A ¹ (out of 2)	2 (out of 3)	31.49 (out of 37)	★★★★★	21.97 (out of 36)	★★★☆☆
Kia Soul (Australia) 2009 on	Front, Side + Head	Optional	13.11 (out of 16)	15 (out of 16)	N/A ¹ (out of 2)	1 (out of 3)	29.11 (out of 37)	★★★★★	13.89 (out of 36)	★★★☆☆
Skoda Fabia (NZ) 2008 on	Front, Side + Head	Optional	12.84 (out of 16)	15 (out of 16)	N/A ¹ (out of 2)	1 (out of 3)	28.84 (out of 37)	★★★★★	17.02 (out of 36)	★★★☆☆
Kia Cerato 2009 on	Front, Side + Head	Optional	9.63 (out of 16)	16 (out of 16)	N/A ¹ (out of 2)	1 (out of 3)	26.63 (out of 37)	★★★★★	10 (out of 36)	★★★☆☆

Light Cars	Occupant Protection								Pedestrian Protection	
	Airbags	ESC.	Frontal Offset	Side Impact	Pole Test	Seat Belt Reminders	Overall Score	Star Rating	Overall Score	Star Rating
Ford Fiesta 2009 on	Front, Side, Head + Knee	Standard	14.90 (out of 16)	15.55 (out of 16)	2 (out of 2)	2 (out of 3)	34.45 (out of 37)	★★★★★	20.39 (out of 36)	★★★☆☆
Ford Fiesta Econetic 2009 on	Front, Side, Head + Knee	Standard	14.90 (out of 16)	15.55 (out of 16)	2 (out of 2)	2 (out of 3)	34.45 (out of 37)	★★★★★	20.39 (out of 36)	★★★☆☆
Honda Jazz September 2008 on	Front, Side + Head	Not Available	14.42 (out of 16)	15.68 (out of 16)	2 (out of 2)	3 (out of 3)	32.49 ² (out of 37)	★★★★★	20.57 (out of 36)	★★★☆☆

Honda Jazz September 2008 on	Dual Front	Not Available	14.42 (out of 16)	13.56 (out of 16)	N/A¹ (out of 2)	1 (out of 3)	28.98 (out of 37)	★★★★★	20.57 (out of 36)	★★★★★
Ford Fiesta 2009 on	Dual Front	Optional	12.90 (out of 16)	13.72 (out of 16)	N/A¹ (out of 2)	2 (out of 3)	28.62 (out of 37)	★★★★★	20.39 (out of 36)	★★★★★
Suzuki Alto 2009 on	Front + Side	Optional	10.36 (out of 16)	14.19 (out of 16)	N/A¹ (out of 2)	1 (out of 3)	25.55 (out of 37)	★★★★★	12.78 (out of 36)	★★★★★
Nissan Micra 2007 on	Dual Front	Not Available	9.26 (out of 16)	12.92 (out of 16)	N/A¹ (out of 2)	0 (out of 3)	22.18 (out of 37)	★★★★★	12.37 (out of 36)	★★★★★

Medium Cars	Occupant Protection								Pedestrian Protection	
	Airbags	ESC.	Frontal Offset	Side Impact	Pole Test	Seat Belt Reminders	Overall Score	Star Rating	Overall Score	Star Rating
Honda Accord Euro 2008 on	Front, Side + Head	Standard	14.48 (out of 16)	15.41 (out of 16)	2 (out of 2)	3 (out of 3)	34.89 (out of 37)	★★★★★	19.29 (out of 36)	★★★★★
Subaru Liberty August 2009 on	Front, Side, Head + Knee	Standard	13.80 (out of 16)	16 (out of 16)	2 (out of 2)	3 (out of 3)	34.80 (out of 37)	★★★★★	22.09 (out of 36)	★★★★★
Skoda Superb 2009 on	Front, Side, Head + Knee	Standard	14.75 (out of 16)	16 (out of 16)	2 (out of 2)	2 (out of 3)	34.75 (out of 37)	★★★★★	18 (out of 36)	★★★★★
VW Passat 2006 on	Front, Side + Head	Standard	13.99 (out of 16)	16 (out of 16)	2 (out of 2)	2 (out of 3)	33.99 (out of 37)	★★★★★	16.52 (out of 36)	★★★★★
VW Passat CC 2009 on	Front, Side + Head	Standard	13.99 (out of 16)	16 (out of 16)	2 (out of 2)	2 (out of 3)	33.99 (out of 37)	★★★★★	16.52 (out of 36)	★★★★★

Subaru Liberty Exiga 2009 on	Front, Side + Head	Standard	13.31 (out of 16)	16 (out of 16)	2 (out of 2)	2 (out of 3)	33.31 (out of 37)	★★★★★	24 (out of 36)	★★★★★
Mazda 6 2008 on	Front, Side + Head	Standard	13.25 (out of 16)	15.48 (out of 16)	2 (out of 2)	2 (out of 3)	32.74 (out of 37)	★★★★★	17.57 (out of 36)	★★★★★
Skoda Octavia 2007 on	Front + Side	Standard	10.73 (out of 16)	16 (out of 16)	N/A¹ (out of 2)	2 (out of 3)	28.73 (out of 37)	★★★★★	17.13 (out of 36)	★★★★★

Large Cars	Occupant Protection							Pedestrian Protection		
	Airbags	ESC.	Frontal Offset	Side Impact	Pole Test	Seat Belt Reminders	Overall Score	Star Rating	Overall Score	Star Rating
Ford Mondeo 2007 on	Front, Side, Head + Knee	Standard	15.32 (out of 16)	15.81 (out of 16)	2 (out of 2)	2 (out of 3)	35.13 (out of 37)	★★★★★	17.67 (out of 36)	★★★★★
Holden Commodore Omega October 2008 on	Front, Side + Head	Standard	13.45 (out of 16)	16 (out of 16)	2 (out of 2)	2 (out of 3)	33.45 (out of 37)	★★★★★	8.98 (out of 36)	★★★★★
Holden Commodore Sportwagon Omega October 2008 on	Front, Side + Head	Standard	13.45 (out of 16)	16 (out of 16)	2 (out of 2)	2 (out of 3)	33.45 (out of 37)	★★★★★	8.98 (out of 36)	★★★★★
Holden Commodore (All) September 2009 on	Front, Side + Head	Standard	13.45 (out of 16)	16 (out of 16)	2 (out of 2)	2 (out of 3)	33.45 (out of 37)	★★★★★	8.98 (out of 36)	★★★★★
Toyota Aurion August 2009 on	Front, Side + Head	Standard	13.59 (out of 16)	15.44 (out of 16)	2 (out of 2)	2 (out of 3)	33.03 (out of 37)	★★★★★	7.76 (out of 36)	★★★★★

Luxury Cars	Occupant Protection								Pedestrian Protection	
	Airbags	ESC.	Frontal Offset	Side Impact	Pole Test	Seat Belt Reminders	Overall Score	Star Rating	Overall Score	Star Rating
Mercedes Benz E-class July 2009 on	Front, Side, Head + Knee	Standard	13.88 (out of 16)	16 (out of 16)	2 (out of 2)	3 (out of 3)	34.88 (out of 37)	★★★★★	21.02 (out of 36)	★★★★☆
Holden Statesman September 2009 on	Front, Side + Head	Standard	13.45 (out of 16)	16 (out of 16)	2 (out of 2)	2 (out of 3)	33.45 (out of 37)	★★★★★	8.98 (out of 36)	★★★☆☆

Sports Cars	Occupant Protection								Pedestrian Protection	
	Airbags	ESC.	Frontal Offset	Side Impact	Pole Test	Seat Belt Reminders	Overall Score	Star Rating	Overall Score	Star Rating
Peugeot 308CC 2009 on	Front, Side + Head	Standard	14.87 (out of 16)	16 (out of 16)	2 (out of 2)	3 (out of 3)	35.87 (out of 37)	★★★★★	11.77 (out of 36)	★★★★☆

Multi-Purpose Vehicles	Occupant Protection								Pedestrian Protection	
	Airbags	ESC.	Frontal Offset	Side Impact	Pole Test	Seat Belt Reminders	Overall Score	Star Rating	Overall Score	Star Rating
Mercedes-Benz Viano 2006 on	Front, Side + Head	Standard	12.79 (out of 16)	15.87 (out of 16)	2 (out of 2)	2 (out of 3)	32.66 (out of 37)	★★★★★	0.92 (out of 36)	★★★☆☆
Mercedes-Benz Viano 2005	Dual Front	Standard	12.79 (out of 16)	15.87 (out of 16)	N/A ¹ (out of 2)	2 (out of 3)	30.66 (out of 37)	★★★★☆	0.92 (out of 36)	★★★☆☆
Hyundai iMax March 2009 on	Dual Front	Standard	9.81 (out of 16)	16 (out of 16)	N/A ¹ (out of 2)	0 (out of 3)	25.81 (out of 37)	★★★★☆	2 (out of 36)	★★★☆☆

Compact 4WDs	Occupant Protection								Pedestrian Protection	
	Airbags	ESC.	Frontal Offset	Side Impact	Pole Test	Seat Belt Reminders	Overall Score	Star Rating	Overall Score	Star Rating
Subaru Outback August 2009 on	Front, Side, Head + Knee	Standard	13.80 (out of 16)	16 (out of 16)	2 (out of 2)	3 (out of 3)	34.80 (out of 37)	★★★★★	20.89 (out of 36)	★★★★☆

Medium 4WDs	Occupant Protection								Pedestrian Protection	
	Airbags	ESC.	Frontal Offset	Side Impact	Pole Test	Seat Belt Reminders	Overall Score	Star Rating	Overall Score	Star Rating
Volvo XC60 2009 on	Front, Side + Head	Standard	15.53 (out of 16)	16 (out of 16)	2 (out of 2)	3 (out of 3)	36.53 (out of 37)	★★★★★	17.27 (out of 36)	★★★★☆
Audi Q5 2009 on	Front, Side + Head	Standard	15.21 (out of 16)	16 (out of 16)	2 (out of 2)	2 (out of 3)	35.21 (out of 37)	★★★★★	11.51 (out of 36)	★★★★☆

Large 4WDs	Occupant Protection								Pedestrian Protection	
	Airbags	ESC.	Frontal Offset	Side Impact	Pole Test	Seat Belt Reminders	Overall Score	Star Rating	Overall Score	Star Rating
Hyundai Santa Fe (MY2010) October 2009 on	Front, Side + Head	Standard	13.34 (out of 16)	16 (out of 16)	2 (out of 2)	2 (out of 3)	33.34 (out of 37)	★★★★★	6.89 (out of 36)	★★★☆☆

Utilities	Occupant Protection							Pedestrian Protection		
	Airbags	ESC.	Frontal Offset	Side Impact	Pole Test	Seat Belt Reminders	Overall Score	Star Rating	Overall Score	Star Rating
Holden Commodore Ute MY10 September 2009 on	Front, Side + Head	Standard	13.57 (out of 16)	15.59 (out of 16)	2 (out of 2)	2 (out of 3)	33.16 (out of 37)	★★★★★	8.98 (out of 36)	★☆☆☆☆
Holden Commodore Ute October 2008 to August 2009	Dual Front	Standard	13.57 (out of 16)	14.84 (out of 16)	N/A¹ (out of 2)	2 (out of 3)	30.41 (out of 37)	★★★★★	8.98 (out of 36)	★☆☆☆☆
Mitsubishi Triton (All) 2006 on	Dual Front	Optional	9.08 (out of 16)	16 (out of 16)	N/A¹ (out of 2)	0 (out of 3)	25.08 (out of 37)	★★★★★	3.27 (out of 36)	★☆☆☆☆
Isuzu D-Max 4X2 2008 on	Dual Front	Not Available	7.51 (out of 16)	16 (out of 16)	N/A¹ (out of 2)	0 (out of 3)	23.51 (out of 37)	★★★★★	N/A¹ (out of 36)	N/A¹
Nissan Navara D22 4X2 2008 on	Dual Front	Not Available	5.57 (out of 16)	16 (out of 16)	N/A¹ (out of 2)	0 (out of 3)	21.57 (out of 37)	★★★★★	1.58 (out of 36)	★☆☆☆☆
Isuzu D-Max 4x4 2008 on	Dual Front	Not Available	5.4 (out of 16)	16 (out of 16)	N/A¹ (out of 2)	0 (out of 3)	21.40 (out of 37)	★★★★★	7.67 (out of 36)	★☆☆☆☆
Great Wall Motors V240 2009 on	Dual Front	Not Available	2.36 (out of 16)	16 (out of 16)	N/A¹ (out of 2)	0 (out of 3)	16.49³ (out of 37)	★★★★★	0 (out of 36)	☆☆☆☆☆
Great Wall Motors SA220 2009 on	None	Not Available	2.32 (out of 16)	16 (out of 16)	N/A¹ (out of 2)	0 (out of 3)	16.49³ (out of 37)	★★★★★	2.49 (out of 36)	★☆☆☆☆
Proton Jumbuck 2003 on	None	Not Available	1 (out of 16)	7.39 (out of 16)	N/A¹ (out of 2)	0 (out of 3)	8.39 (out of 37)	★★★★★	11 (out of 36)	★★★☆☆

Vans	Occupant Protection							Pedestrian Protection		
	Airbags	ESC.	Frontal Offset	Side Impact	Pole Test	Seat Belt Reminders	Overall Score	Star Rating	Overall Score	Star Rating
Mercedes-Benz Vito 2009 on	Front, Side + Head	Standard	12.79 (out of 16)	15.87 (out of 16)	2 (out of 2)	2 (out of 3)	32.66 (out of 37)	★★★★★	0.92 (out of 36)	★☆☆☆☆
Mercedes-Benz Vito 2004 on	Dual Front	Standard	12.79 (out of 16)	15.87 (out of 16)	N/A¹ (out of 2)	2 (out of 3)	30.66 (out of 37)	★★★★★	0.92 (out of 36)	★☆☆☆☆
Hyundai iLoad March 2009 on	Dual Front	Optional	9.81 (out of 16)	16 (out of 16)	N/A¹ (out of 2)	0 (out of 3)	25.81 (out of 37)	★★★★★	2 (out of 36)	★☆☆☆☆
Suzuki APV 2007 on	Dual Front	Not Available	7.54 (out of 16)	16 (out of 16)	N/A¹ (out of 2)	0 (out of 3)	23.54 (out of 37)	★★★★★	12 (out of 36)	★★★☆☆
Ford Transit Van (SWB) 2006 on	Driver	Optional	6.53 (out of 16)	16 (out of 16)	N/A¹ (out of 2)	0 (out of 3)	22.53 (out of 37)	★★★★★	5 (out of 36)	★☆☆☆☆
Nissan Urvan (NZ) 2001 on	Dual Front	Not Available	1.32 (out of 16)	16 (out of 16)	N/A¹ (out of 2)	0 (out of 3)	8.32³ (out of 37)	★★★★★	N/A¹ (out of 36)	N/A¹

¹ Not conducted or not eligible.

² Truncated score. No ESC.

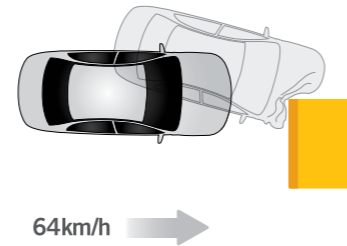
³ Truncated score. Poor offset test result.

Please note: ESC status at time of publication by ANCAP. Please check with the manufacturer for the latest results.

Crash testing explained.

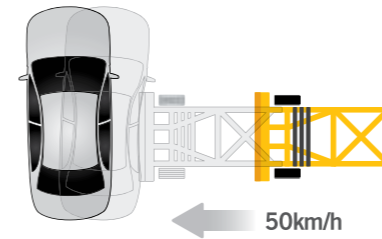
ANCAP uses four internationally recognised crash tests, undertaken by independent specialist laboratories.

In all tests, dummies are used to scientifically measure the various forces on occupants in the crash. The data gathered are then assessed, using internationally recognised protocols, and scores are determined for each crash test. Additionally, ANCAP awards bonus points to vehicles which have other safety features such as seat belt reminders. The overall score is then translated into a star rating of 1 to 5 stars, with higher scores awarded more stars.



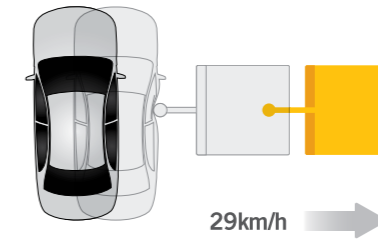
Frontal Offset Test

The frontal offset test simulates hitting another car of the same mass travelling at the same speed. 40% of the car, on the driver's side, makes contact with a crushable aluminium barrier at 64km/h. The vehicle has two adult dummies in the front seat; the rear seat has an 18 month old child dummy and a three year old child dummy, both in appropriate child restraints.




Side Impact Test

The side impact test consists of running a 950kg trolley into the driver's side of the vehicle at 50km/h. The trolley has a crushable aluminium face to simulate the front of another vehicle.



Pole Test


In the pole test the car is propelled sideways at 29km/h into a rigid steel pole, lined up with the driver's head. The pole is relatively narrow, resulting in major penetration into the side of the car. Curtain airbags are particularly effective in preventing injury in this type of crash.



Pedestrian Impact Test

The pedestrian impact tests are carried out to estimate head and leg injuries to pedestrians struck by the test vehicle at 40km/h. These crashes represent about 15% of fatal crashes in Australia and New Zealand.⁴

⁴ Comparison of ANCAP results with Used Car Safety Ratings; ANCAP Research 2008



To search individual crash test results for over 300 vehicles, explore interactive features, watch videos, and to download images and media releases, visit the ANCAP website: ancap.com.au

You can also follow regular updates at: twitter.com/ancapcrashtests

Contact ANCAP at: ancap@ancap.com.au

ANCAP Australasia Ltd
PO Box 4041, Manuka ACT 2603

ABN 25 120 448 044



ANCAP

Crash testing for safety

AUSTRALASIAN
NEW CAR ASSESSMENT
PROGRAM

As Australasia's leading independent vehicle safety advocate, ANCAP provides consumers with transparent advice on vehicle safety through its star rating program.

Safer Drivers in Safer Cars on Safer Roads.

ancap.com.au

